

# IWDM 2014 Registration and Accommodation hints

(ver. Mar. 31, 2014: added Gifu Station, Nagoya Information)

## Registration step:

**Step1:** Read the registration rules

Procedure	Registration Period
Registration	Mar-2014 00:00:00 to 16-Jun-2014 16:00:00
Accommodation	Mar-2014 00:00:00 to 16-Jun-2014 16:00:00

Go to IWDM2014 registration site:

<https://amarys-jtb.jp/iwdm/>

**Step2:** Add checkmark as your request

Registration ONLY

Registration and hotel reservations

Start registration process

**Step3:** Click "Start registration" to start

## Note:

You are requested to create your Log-in ID and Password after Step 3.

The Log-in ID and Password are required to change your accommodation or the number of accompanying persons after the registration procedure is completed.

The travel bureau on the registration site keeps rooms for the IWDM participants, but the fee may not be the lowest.

**You can skip the accommodation step if you will make a reservation by yourself.**

# IWDM 2014: Hotel reservation

## Option 1

Book hotels on the conference registration web site.  
Please follow the instruction on the web site.  
**NOTE: The fee may NOT be the LOWEST.**

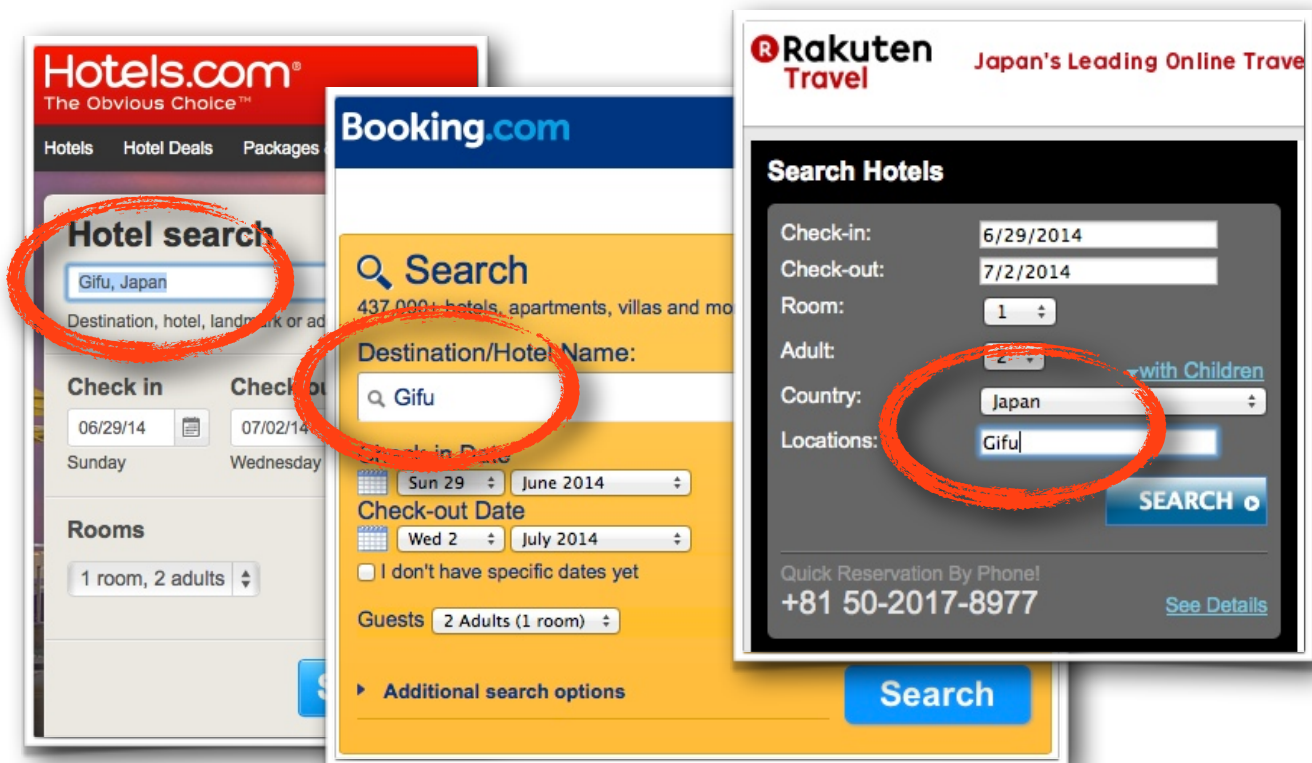
## Option 2

Search and book hotels by yourself on hotel booking sites.  
Give the location name: Gifu, Japan.  
Some sites may lead to Takayama, but it is not Gifu City.

**well-known booking site:**

<http://hotels.com> | <http://booking.com>

<http://travel.rakuten.com>



# IWDM 2014:

## How to get to the Venue and the Comfort Hotel Gifu from Two Gifu Stations

USE PEDESTRIAN DECK FROM STATIONS and ELEVATORS/ESCALATORS.  
DO NOT USE UNDERPASS. THERE ARE NO EVs.



There are TWO train stations around the venue.

**Meitetsu Gifu Station (Airport access):**

Direct access to/from Japan Central Airport.

**JR Gifu Station (Shinkansen access):**

Access from JR Nagoya Station, Shinkansen access to/from Tokyo/Kyoto/Osaka.

# IWDM 2014: Hotel guide (Downtown)



- #1: Dormy-Inn, Gifu. Small **ONSEN (hot-spring)** and sauna, free internet.
- #2: Comfort hotel, Gifu. **NO Onsen**. Free internet and breakfast.
- #3: Hotel Resol Gifu. **NO Onsen**. Maybe free internet.
- #4: Daiwa Roynet hotel Gifu. **NO Onsen**. Free internet. Next to McDonald.
- #5: Gifu Castle-inn. **NO Onsen**. No Pre-paid internet. Small rooms. Next to McDo.
- #6: Gifu Washington Hotel Plaza. **NO Onsen**. Free internet. Small rooms.

**Almost of the rooms shown as “Single” / “Double” are less than 15m<sup>2</sup> (160SQF).  
Twin-room is recommended for large baggage space.**

Spaciousness and fee: #4 > #3 > #1 > #2 > #5 = #6

# IWDM 2014: Hotel guide (Riverside)



**App. 20-min (2500JPY) to/from Gifu station/IWDM venue by Taxi (recommended).**

#7: Gifu Miyako Hotel. **NO Onsen**. Spacious western style rooms. Gala night venue.

#8: Ju-hachi Rou, Hotel. **Onsen**. Japanese TATAMI rooms. Historic area in Gifu.

#9: Hotel Park. **Onsen**. Japanese TATAMI or western rooms.

#10: Gifu Grand Hotel. **Onsen**. Japanese TATAMI or western rooms.

Room spaciousness: #7

Economic: #9

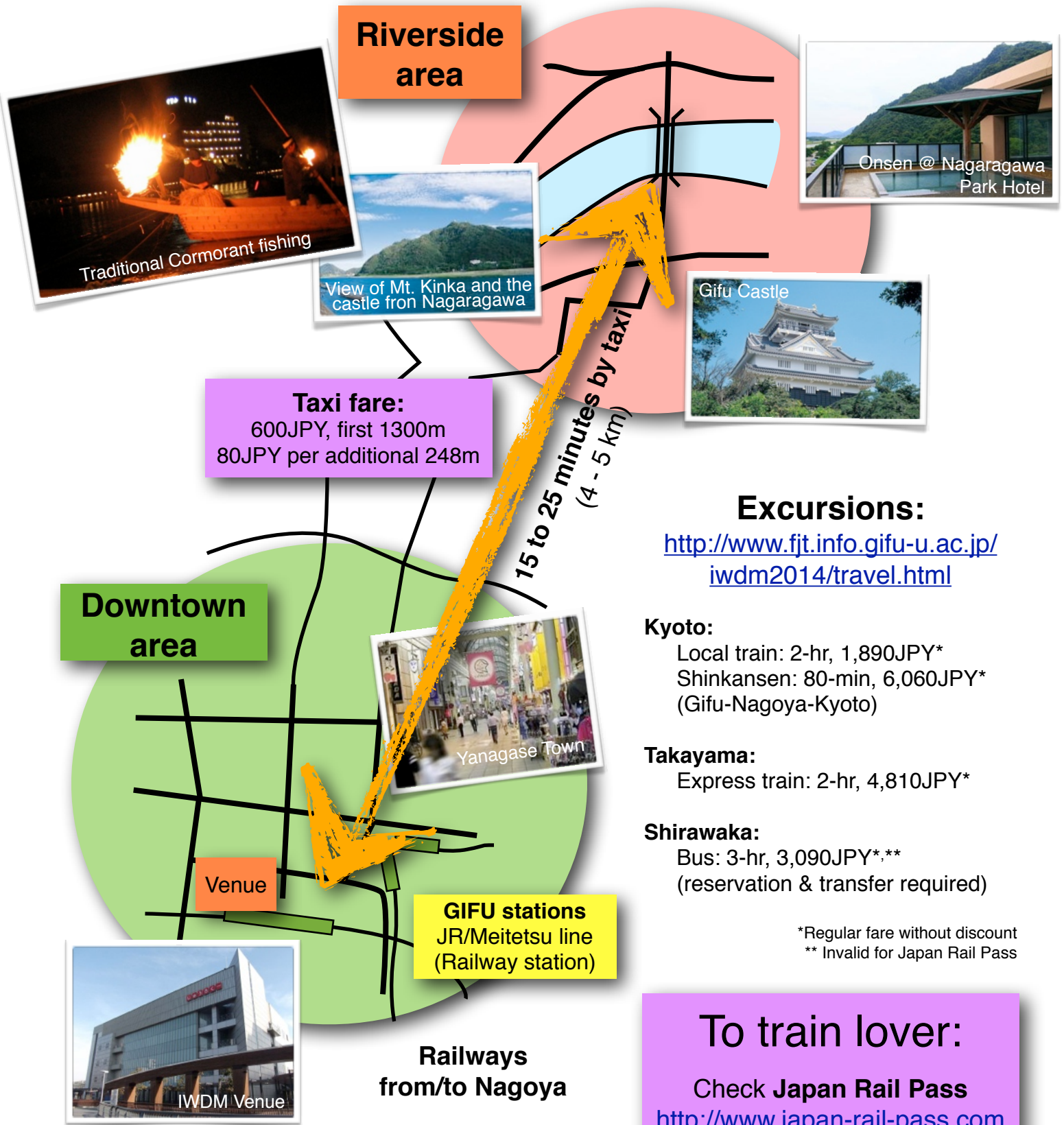
Fee: #10 > #7 = #8 > #9

Japanese traditional style: #8

Scenery: #10 > #7 = #8 > #9



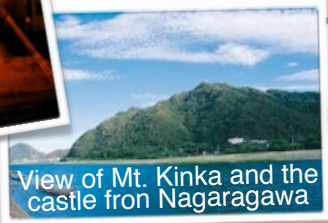
# IWDM 2014: Area guide



**Riverside area**



Traditional Cormorant fishing



View of Mt. Kinka and the castle from Nagaragawa



Onsen @ Nagaragawa Park Hotel



Gifu Castle

**Taxi fare:**  
600JPY, first 1300m  
80JPY per additional 248m

15 to 25 minutes by taxi  
(4 - 5 km)

**Downtown area**



Yanagase Town

**Venue**



IWDM Venue

**GIFU stations**  
JR/Meitetsu line  
(Railway station)

**Railways**  
from/to Nagoya

## Excursions:

<http://www.fjt.info.gifu-u.ac.jp/iwdm2014/travel.html>

### Kyoto:

Local train: 2-hr, 1,890JPY\*  
Shinkansen: 80-min, 6,060JPY\*  
(Gifu-Nagoya-Kyoto)

### Takayama:

Express train: 2-hr, 4,810JPY\*

### Shirawaka:

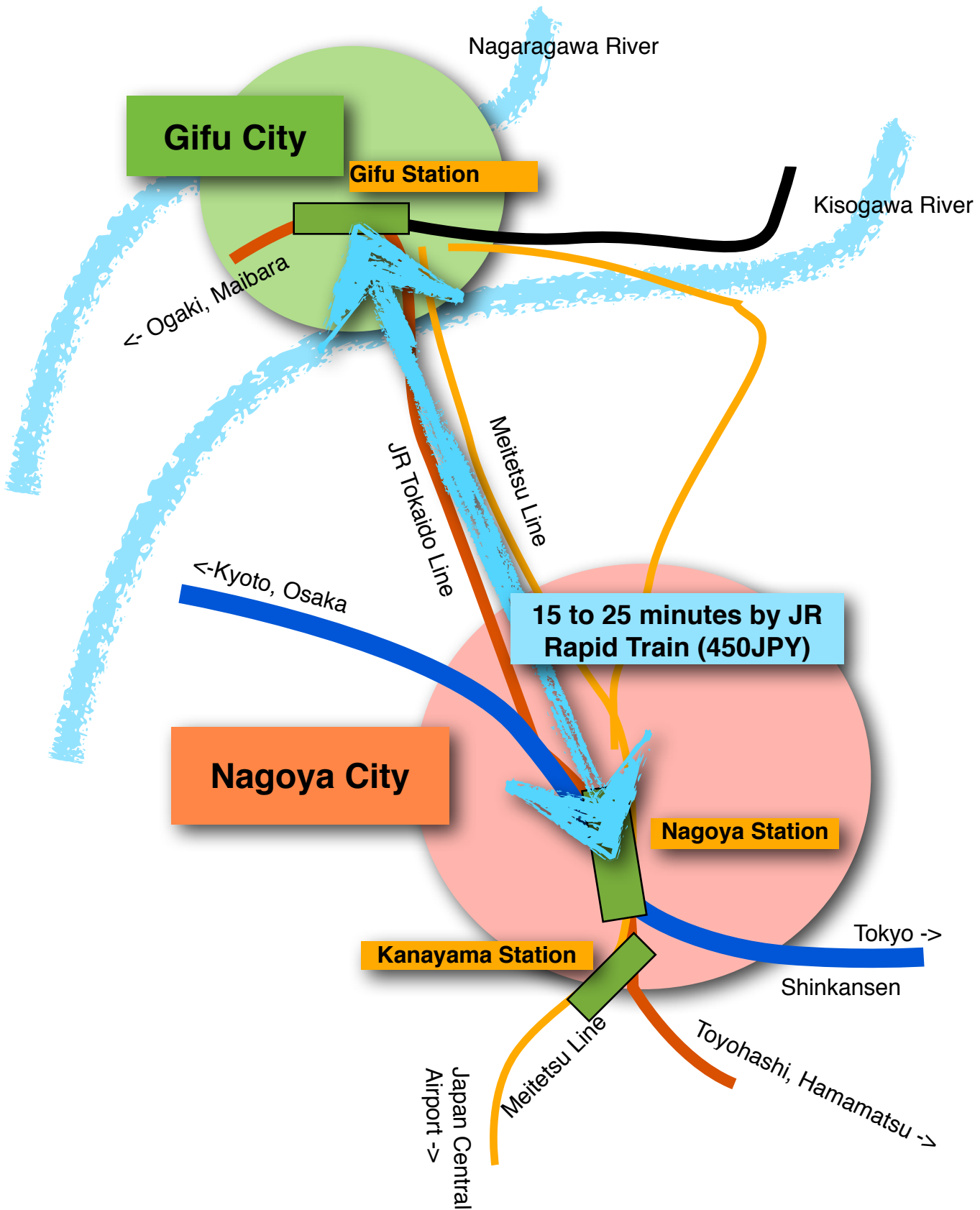
Bus: 3-hr, 3,090JPY\*,\*\*  
(reservation & transfer required)

\*Regular fare without discount  
\*\* Invalid for Japan Rail Pass

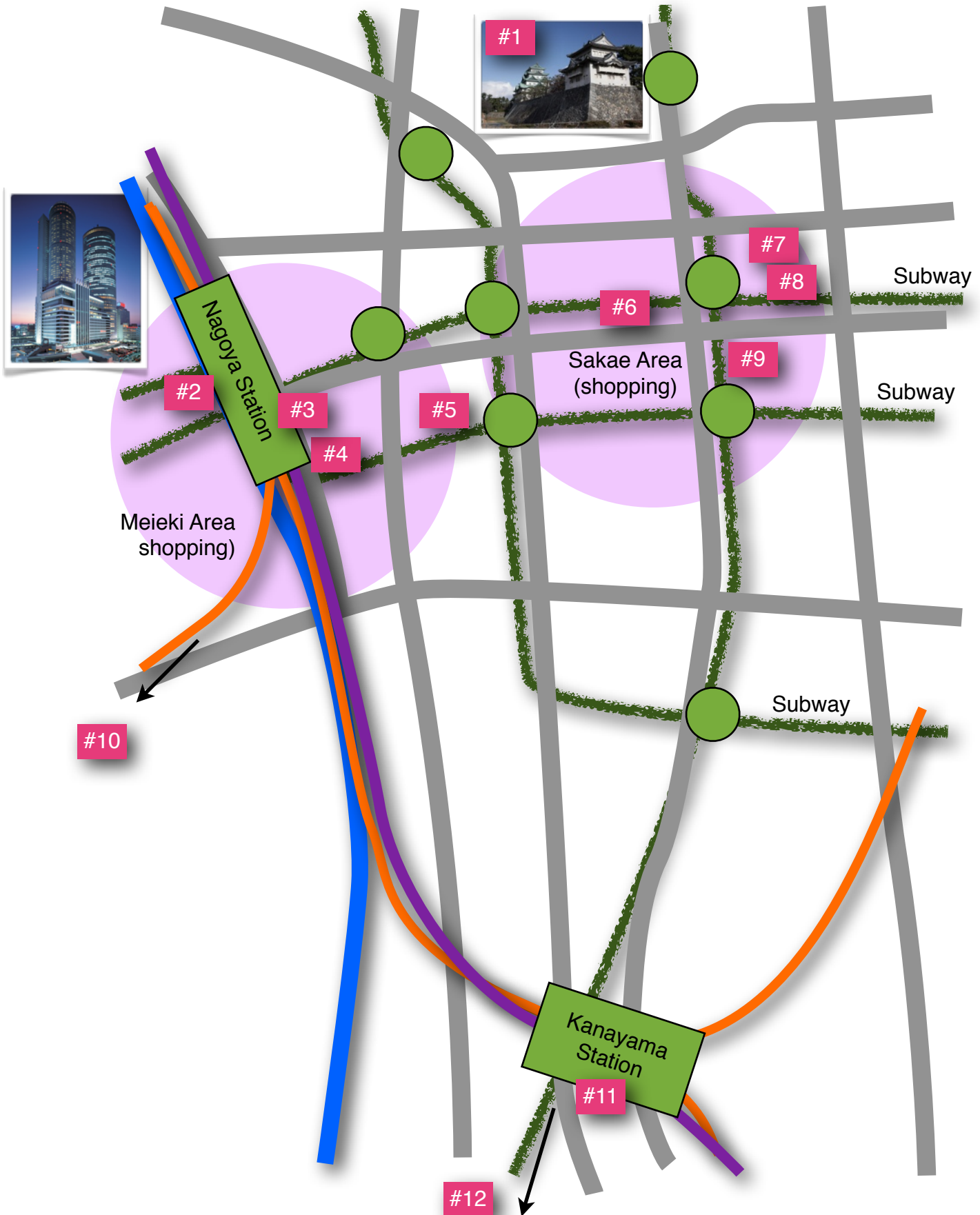
## To train lover:

Check **Japan Rail Pass**  
<http://www.japan-rail-pass.com>

# IWDM 2014: Regional area guide



# IWDM 2014: Nagoya Area Guide





**Traditional spot:**

- #1 Nagoya Castle  
Rebuilt castle after the WW2.  
Meijo Koen station (subway), Meijyo Line from Sakae or Hisaya-odori station.

**Shopping:**

- #2 Bic Camera (Cameras, Beauty, Visual/Audio, Games, PC, Home Appliance)  
Discount shop for electronics devices.  
3-min walk from Nagoya Station, West exit.
- #3 JR Takashimaya (Department store)  
Japanese famous department. Many restaurants and shops for sweets.  
0.5-min walk from Nagoya Station Gates.
- #4 Meitetsu Department store  
1-min walk from Nagoya Station Gates.
- #9 Maruei Department store  
Local traditional department. Many daily foods and snacks.  
Sakae station (subway), Higashiyama Line from Nagoya Station.

**Music:**

- #5 Hard Rock Cafe, Nagoya  
Fushimi station (subway), Higashiyama Line from Nagoya Station.
- #6 BlueNote, Nagoya  
World famous live spots. Check schedules and tickets.  
Sakae station (subway), Higashiyama Line from Nagoya Station.
- #7 Jazz in Lovely  
Local famous Jazz live house.  
Sakae station (subway), Higashiyama Line from Nagoya Station.

**Museum:**

- #8 Aichi Prefectural Museum  
Sakae station (subway), Higashiyama Line from Nagoya Station.
- #10 JR Central Railway Museum  
Aonami Line from Nagoya Station.
- #11 Nagoya Boston Museum  
Kanayama Station, JR and Meitetsu Lines.
- #12 Nagoya Public Aquarium  
Meiko Line (subway) from Kanayama Station.